

Pumping station *Aquapump Retrofit*

Wet installation, for installation in on-site collection tank



Version contains:

- Pump base, backwater flaps and gate closure valves
- Hydrostatic level sensor
- KESSEL Comfort 400 V control unit
- PE pressure pipe with Ø 63 mm (DN 50) and Ø 90 mm (DN 80)

Pumping capacity: max. ... m³/h

Voltage: 400 V ~ 50 Hz

Cable length: 10 m

Note: *Aquapump Retrofit* should be installed in a chamber with a minimum diameter of 1.000 mm



Pump STZ

- For wastewater with or without sewage
- Pump(s) with high performance macerating system for operational reliability
- Mono or Duo version
- ATEX Certification

Pump GTF

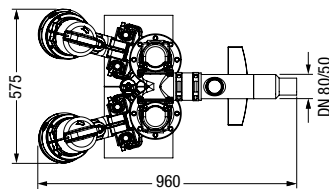
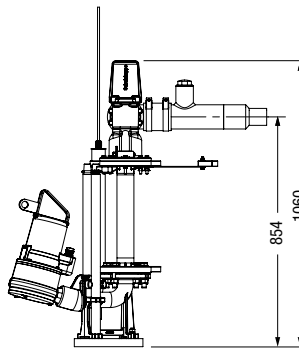
- For wastewater with or without sewage (check your local ATEX regulations)
- With multi-vane impeller
- Mono or Duo version

Pump GTK

- For wastewater with or without sewage (check your local ATEX regulations)
- Single-channel impeller pumps - high performance, ultra-low energy usage
- Duo version

On request:

- Vertical pressure outlet
- Variable pressure pipe height / lengths
- Custom pressure pipe sizes



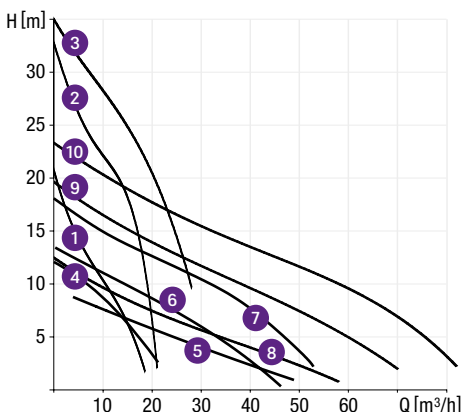
Mono version with one pump

Pump	Art. no.
STZ	
STZ 1300	STZ1300-M*
STZ 2500	STZ2500-M*
STZ 3700	STZ3700-M*
GTF	
GTF 1400	GTF1400-M*
GTF 1600	GTF1600-M*
GTF 2600	GTF2600-M*
GTF 4000	GTF4000-M*
GTK	
GTK 1300	GTK1300-M*
GTK 2600	GTK2600-M*
GTK 3700	GTK3700-M*

Duo version with two pumps

Pump	Art. no.
STZ	
STZ 1300-D	874 40 10
STZ 2500-D	874 40 12
STZ 3700-D	874 40 14
GTF	
GTF 1400-D	874 40 20
GTF 1600-D	874 40 22
GTF 2600-D	874 40 24
GTF 4000-D	874 40 26
GTK	
GTK 1300-D	874 40 30
GTK 2600-D	874 40 32
GTK 3700-D	874 40 34

Pumping capacity



Pump type	Voltage	Amperage	Input power (P1)	Power (P2)	Pumping capacity	Pumping height
1 STZ 1300-S1*	400 V	2.5 A	1.3 kW	0.9 kW	20 m ³ /h	21 m
2 STZ 2500-S1*	400 V	4.4 A	2.5 kW	1.9 kW	21 m ³ /h	33 m
3 STZ 3700-S1*	400 V	6.4 A	3.7 kW	3.1 kW	28 m ³ /h	35 m
4 GTF 1400-S1*	230 V	6.5 A	1.5 kW	1.1 kW	31 m ³ /h	10.5 m
5 GTF 1600-S1*	400 V	2.9 A	1.6 kW	1.2 kW	49 m ³ /h	9.3 m
6 GTF 2600-S1*	400 V	4.5 A	2.6 kW	2.1 kW	46 m ³ /h	13.6 m
7 GTF 4000-S1*	400 V	6.6 A	4.0 kW	3.4 kW	53 m ³ /h	18 m
8 GTK 1300-S1*	400 V	2.5 A	1.3 kW	1.0 kW	57 m ³ /h	12.4 m
9 GTK 2600-S1*	400 V	4.9 A	2.6 kW	2.1 kW	71 m ³ /h	19.6 m
10 GTK 3700-S1*	400 V	6.5 A	3.7 kW	3.1 kW	82 m ³ /h	23.5 m

*Definition of S1-pump see page 101